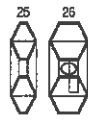
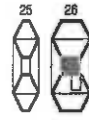


19. OVERZICHT VAN HET NOTATIESYSTEEM

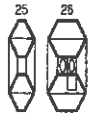
1-vlaksvullingen:



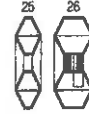
occlusale/incisale caviteit



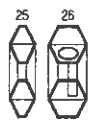
occlusale/incisale vulling



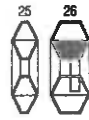
pit-caviteiten



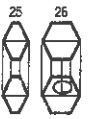
mesiale en distale fissuur apart gevuld (komt alleen voor bij bovenmolaren)



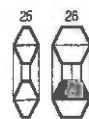
buccale caviteit



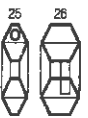
buccale vulling



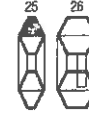
palatinale caviteit



palatinale vulling

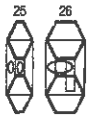


cervicale caviteit

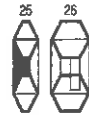


cervicale vulling

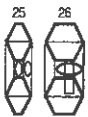
2-vlaksvullingen:



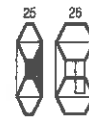
MO-caviteit



MO-vulling



DO-caviteit



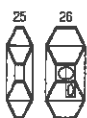
DO-vulling



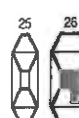
vulling vanuit labiaal geopend



vulling vanuit palatinaal geopend

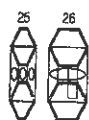


occlusale en palatinale caviteit (alleen de fissuur)

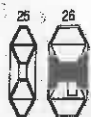


occlusale vulling met uitbreiding naar palatinale fissuur.

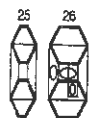
3-vlaksvullingen:




MOD-caviteit



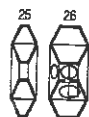
MOD-vulling



MO en palatinale-caviteit
(alleen de fissuur)



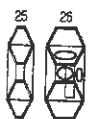
MO-vulling met uitbreiding
naar de palatinale fissuur



MO en palatinale caviteit



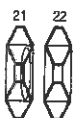
MO-vulling met uitbreiding
naar het palatinale vlak



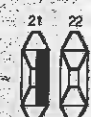
DO en buccale-caviteit



DOB-vulling



hoekopbouw nodig

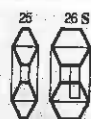


distale hoekopbouw



dubbele hoekopbouw

Sealing



Het element 26 is geseald.

Endodontie



endo nodig
(aantal wortels intekenen)



afsluiting met 3 gutta-percha
stiftsecties

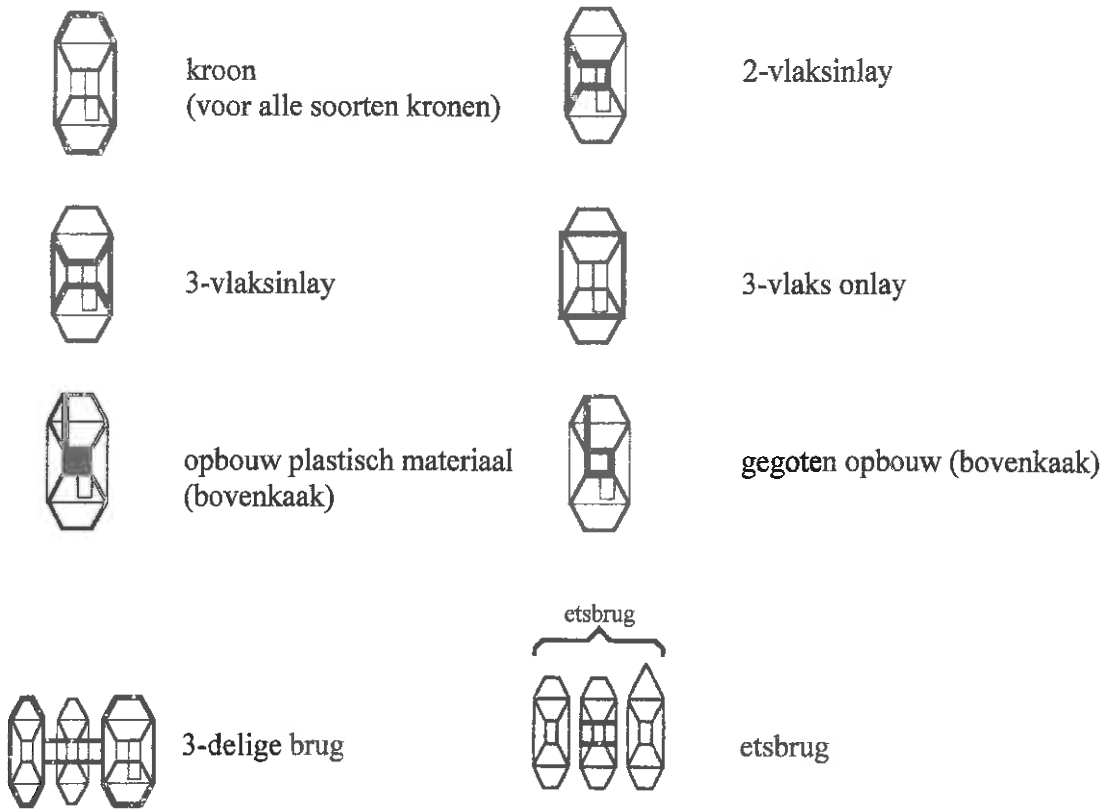


Gutta-percha afsluiting met laterale
condensatie of warme gutta-percha
(bijv. obturator)

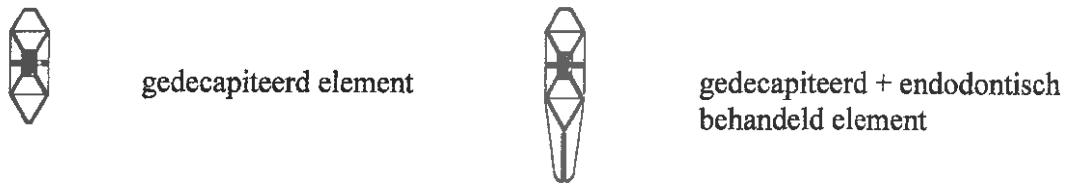


combinatie laterale condensatie en
stiftsectie

Gegoten restauraties



Overkappingsprotheses



Extracties

